



Nivano CTe height adjustable changing table



IMPORTANT
READ THIS
MANUAL
BEFORE USE

Owners Manual and Instructions for use

Guarantee

This product is guaranteed against all defects in
manufacture for a period of one year

This does not affect your statutory rights

Warranty Number:

Operating instructions Nivano height adjustable changing table

Product description.

The Nivano CTe is powered by a 230 Volt Mains supply internally reduced to 24Vdc And is provided with a backup battery.

The changing table is intended for showering and changing children and adults, weighing up to 135Kg Standard version and 200Kg uprated version, the changing table must not be used for any other purpose.

Carry out the following checks daily; before using the changing table.

Check the weight of the client and ensure the machine is rated for the weight to be lifted

Check the mains supply is connected and turned on..

Check there are no obstructions or items that may be trapped when the changing table is operated.

Check the changing table will raise and lower properly using the handset.

Check the function of the bed retaining catch.

Instructions for use.

Before use check that the changing table will lift and lower using the handset. (FIG 1)

Adjusting the height of your changing table

The changing table is operated with a two-button handset. Pressing one of the buttons will either raise or lower the changing table as required.

Position the table at a convenient height to transfer the client.

Using the platform

To release the changing platform push down the green (Fig 2) latch on the right hand side of the platform. Once the latch is released, rotate the platform forward into a horizontal position. To stow the platform simply rotate the bed upwards until the bed is parallel with the cover, the latch will engage and will stop the bed from falling forward.

Caution

The heavy use of oil based products may adversely affect the white stretcher material. Oils and other petrochemical products should be avoided and any residue removed immediately.

These products include : Baby oil and emollient creams,

Fig 1

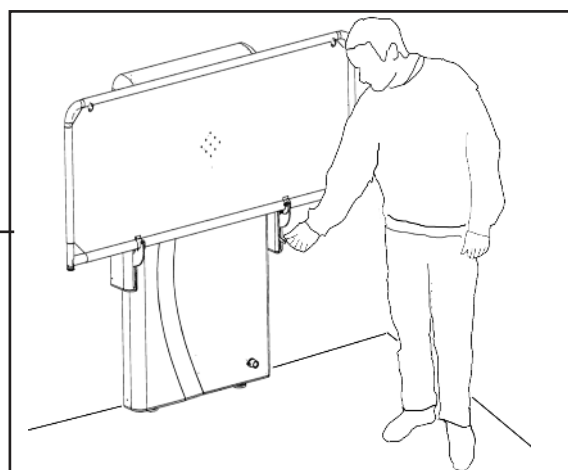
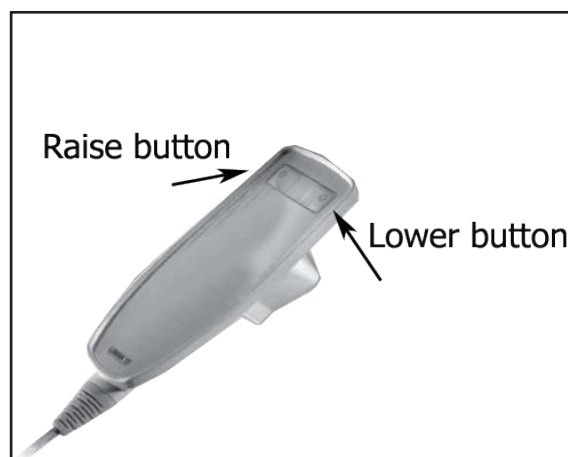


Fig 2

If the system fails to raise or lower.

Check the mains supply is connected and turned on..

Using the HT Vinyl bed with backrest.

Before transferring the patient to the bed preset the backrest to the desired position by lifting the back rest to the desired height and locating the support into the retaining rack, ensure the bar is secure and will not slip when the patient leans against the backrest.

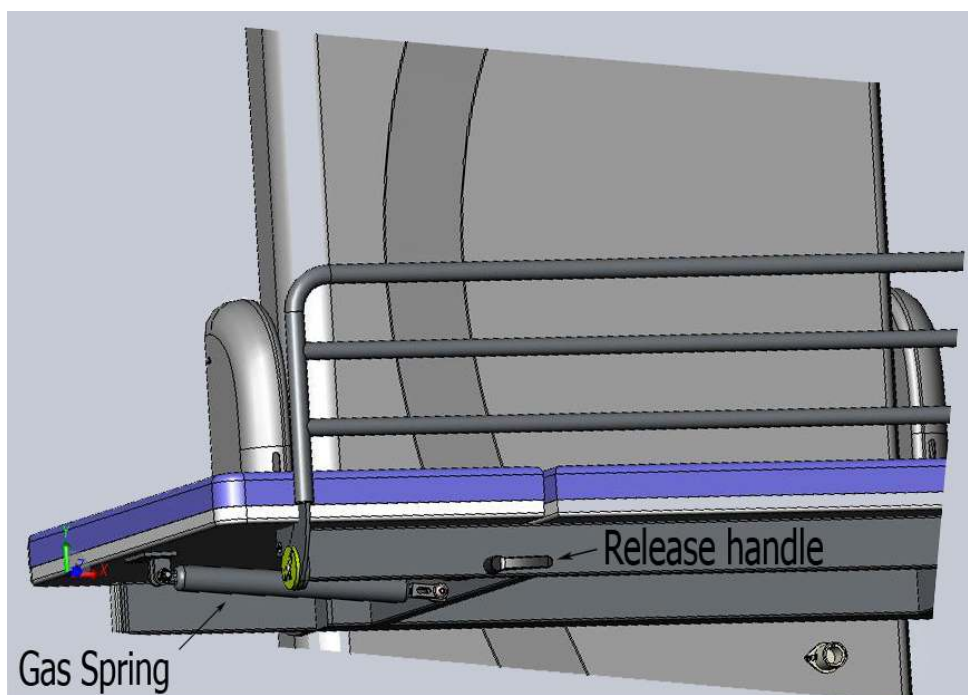
If adjustments are required the patient should sit forward and not lean on the backrest as it is adjusted.



Operation of the padded bed backrest

Before transferring the patient to the bed preset the backrest to the desired position by turning the operating handle and raising the backrest against the pressure of your hand.

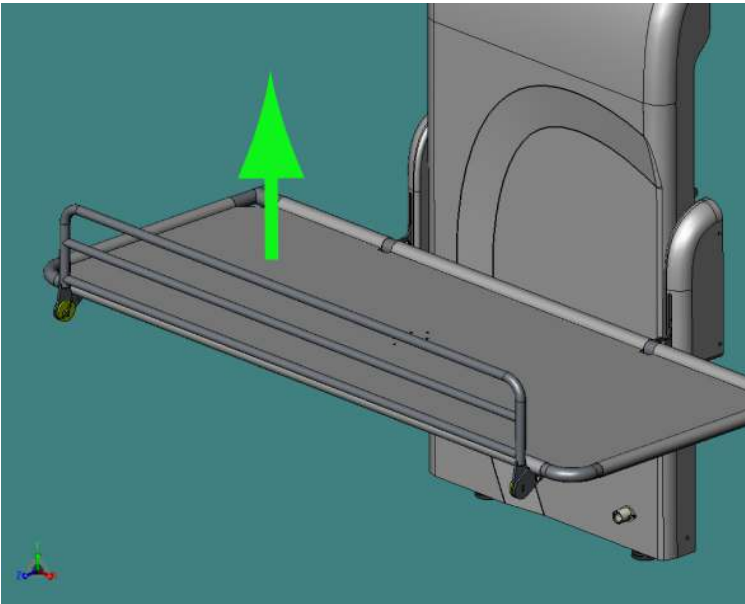
Small adjustments may be made with the patient in position, always ensure the patient is sufficiently supported before making any adjustments.



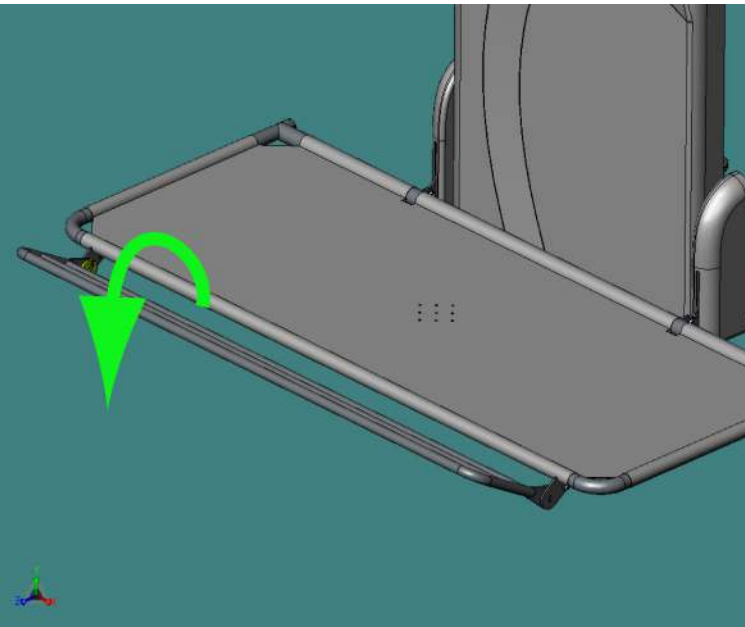
Operating the guard (where fitted)

Folding the guard

Lift the guard upwards

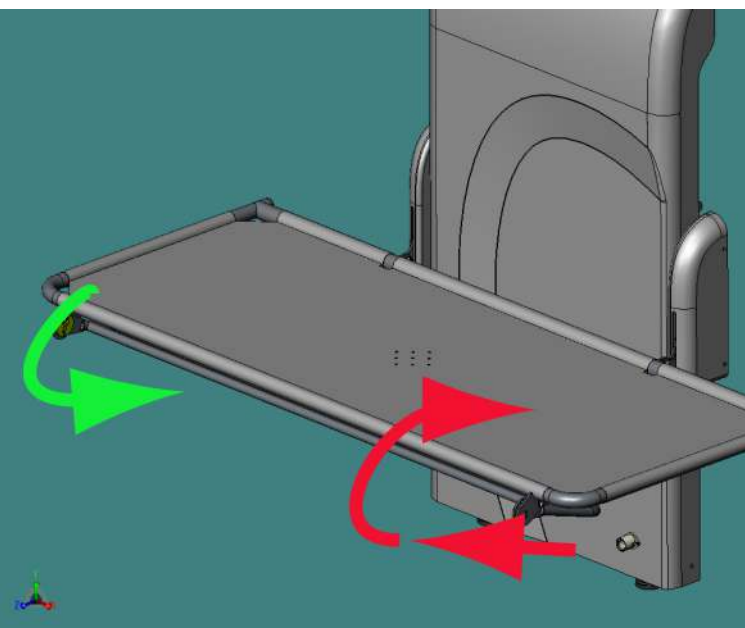


Then rotate it towards you and then fold under the bed.



It will then lock under the bed.

To replace the guard
lift it slightly towards you, it will then release, rotate upright and drop into position



Cleaning

The changing table may be cleaned using most mild cleaning agents.

Chemical agents and solvents must not be used, i.e. drain cleaners, acetone, oven cleaners or acids.

The changing table should be cleaned using a warm soapy solution and rinsed with a damp cloth.

Attention should always be paid to instruction labels for the cleaning agent.

Technical Specification.

Maximum patient weight: 135Kg standard Version. 200 Kg uprated version.

Duty cycle: 10%, Maximum 2 min/18 min

IP Rating: IP X4

Supply voltage: 110V or 230V ac

Power 1.25KW

Dry weights:

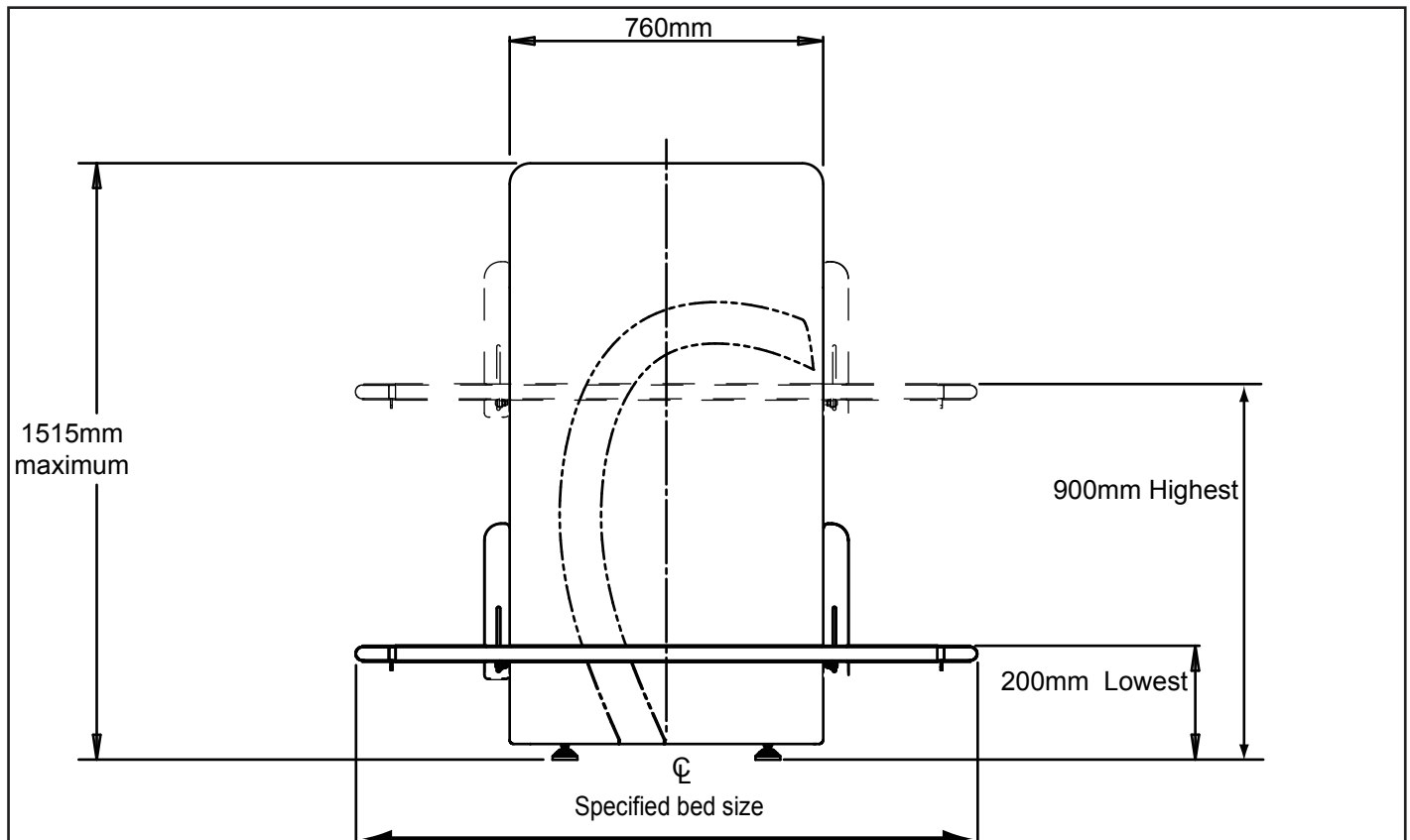
Lifting spine 38.5 kG.

1700mm high tension stretcher 18.5 Kg

1700mm high tension stretcher with back rest and guard 20.2 Kg

1700mm Padded bed 32.5 Kg

A weighted sound emission <70dB(A)










The changing table is intended for showering and changing children and adults, weighing up to 135 KG, the changing table must not be used for any other purpose.

Preventative maintenance.

| Carry out the following checks: | Daily | Weekly | 6 Monthly | Annually |
|---|-------|--------|-----------|----------|
| Full function test of the equipment. | ✓ | ✓ | ✓ | ✓ |
| Check security of wall fixings | | | ✓ | ✓ |
| Check electrical safety | | | | ✓ |
| Carry out load test to 1 x SWL | | | | |
| Stretcher / Bed | | | | |
| Check the condition of the stretcher covering | ✓ | ✓ | ✓ | ✓ |
| Check the security and function of locking catch | ✓ | ✓ | ✓ | ✓ |
| Examine the optional guard for correct fitting and security | ✓ | ✓ | ✓ | ✓ |
| Examine the stretcher for wear or damage. | | | ✓ | ✓ |
| Check the stretcher is securely attached | | ✓ | ✓ | ✓ |
| | | | | |

Product Labels

| | | |
|---|--|---|
| Model: NIVANO CTe | | LB28  |
| Lift range: 700 mm SWL 200 Kg | | |
| 230V ~ 50Hz 250W IP X4 | | |
|  | Read Instructions before use  |  2014 |
|  | Pb  |  |
| Made in England by: Astor Bannerman (Medical) Limited 11f Coln Park industrial estate Andoversford GL54 4HJ | | |



Unit 11F, Coln Park Industrial Estate
Andoversford
Cheltenham
Gloucestershire, GL54 4HJ
Tel.: 01242-820820
Fax: 01242-821110
email: sales@astorbannerman.co.uk